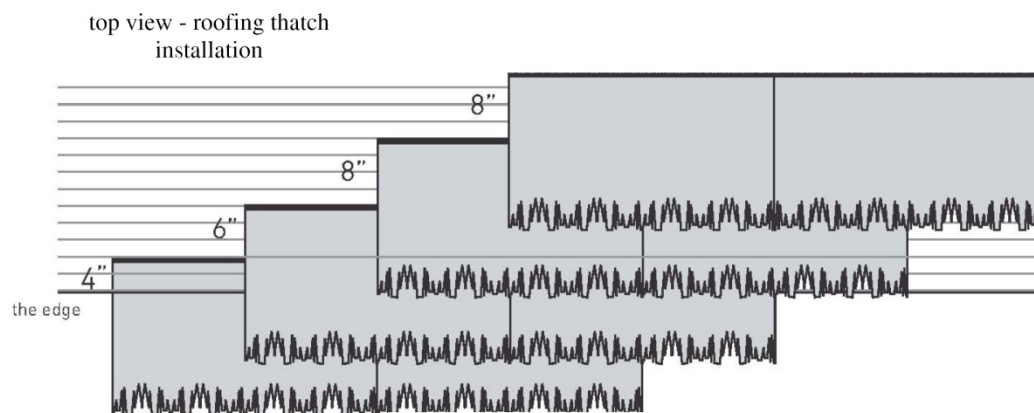
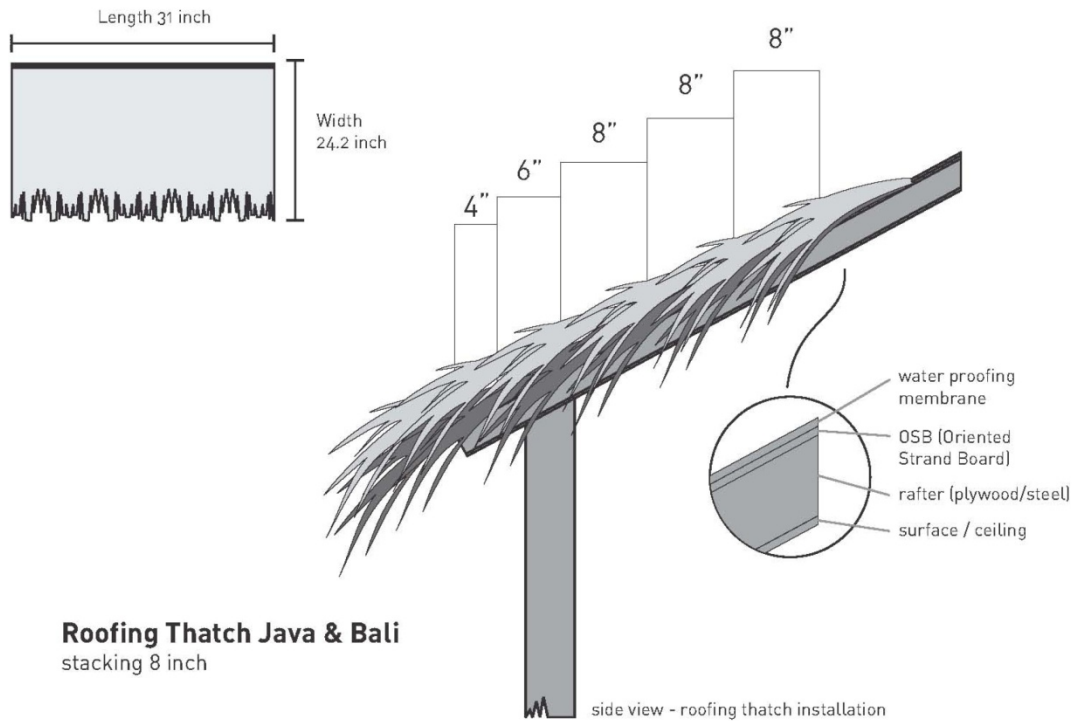


# INSTALLATION GUIDE: GWC SYNTHETIC THATCH- JAVA & CEBU

Please check the below images for Installation of GWC Subroof System.



Subroof Thatch Panel Java & Bali  
Installation



WWW.GOODWORLDCOMPANY.COM  
CC PLAZA FLORECIA 17 B, GUACHIPELÍN DE ESCAZÚ. SAN JOSÉ. COSTA RICA  
+506 87073031 ANIL@PANPHER.COM


## INSTALLATION OF OSB FOR WATERPROOFING



## INSTALLATION OF BITUMINOUS MEMBRANE FOR WATERPROOFING



## INSTALLATION OF SUBROOF



### [INSTALLATION GUIDE- CEBU PALM THATCH](#)

DETAIL SHEETSGUIDELINES OF INSTALLATIONS BY APA (The Engineered Wood Association) at different wind speed locations.

- [A410-Retrofitting a Roof for High wind Uplift](#)
- [E510-Using Wood Structural panels for Combined Uplift and Shear Resistance](#)
- [G310-Wind Rated Roofs \(Designing Commercial Roofs to Withstand Wind Uplift Forces\)](#)
- [SR101-SYSTEM REPORT \(DESIGNED FOR COMBINED SHEAR AND UPLIFT FROM WIND](#)
- [T325-ROOF SHEATING FASTENING SCHEDULES FOR WIND UPLIFT](#)
- [OSB-TECHENICAL DETAILS](#)
- [BITUMINOUS MEMBRANE-TECHENICAL DETAILS](#)